

Series DCS



## Two-shell excavation grab

# DCS1

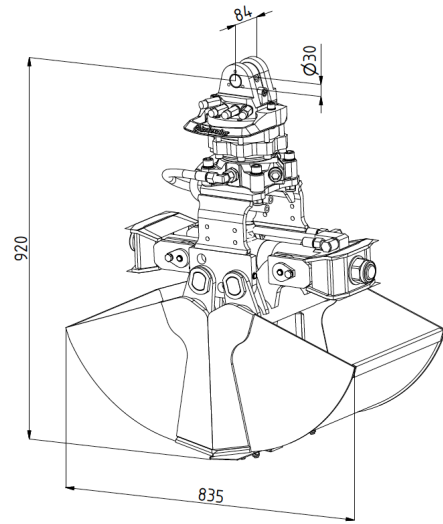
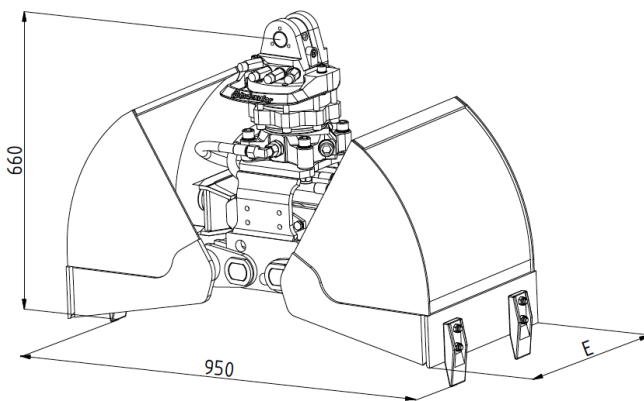
Excavator weight class (t): 1-5

Load bearing capacity (t): Grab: 1 / Slewing gear: 2.5


Operating pressure (bar): 300 grabbing / 250 slewing

Bulk weight up to (t/m<sup>3</sup>): 2

Closing force max. (kN): 34



Type	Capacity - SAE (l)	Weight (kg)	Cutting width E (mm)	Number of teeth
DCS1-300	60	130	300	3
DCS1-400	80	140	400	3
DCS1-500	100	150	500	5



Connecting piece for cardanic grab suspension (PB)

Hose protection bar for the hydraulic connections on the slewing gear

Continuously rotatable hydraulic slewing gear

Lubrication points easy to access

Two synchronised joints

HGT

Shells made completely of high-strength fine-grain steel (450 HB)

Forged 2-hole screw-on teeth



Versatile excavation grab for typical hydraulic excavator tasks such e.g. excavating and digging natural soil, digging ditches and cable trenches, loading dirt, gravel and sand.