

Series DW

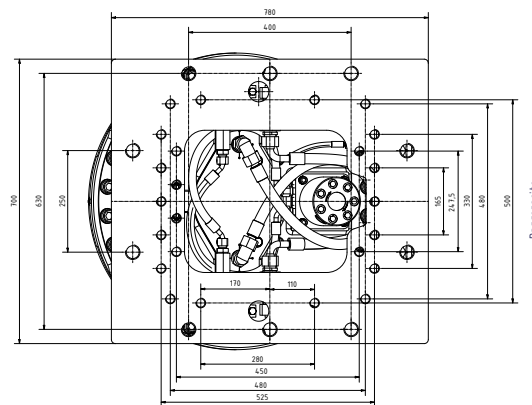
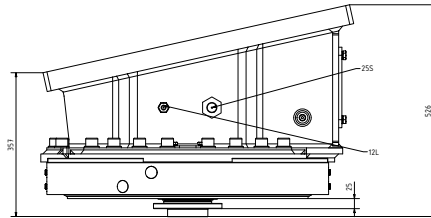
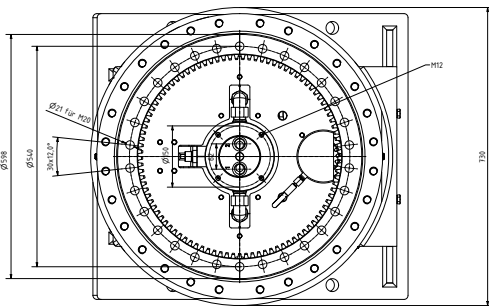




Hydraulic slewing gear

# DW6

Weight (kg): 430  
max. axial load bearing capacity (t): 30  
Carrying capacity (kN): 300  
Torque (140bar) (Nm): 2975

Speed max. (rpm): 18  
Operating pressure max. (bar): 350 Rotating union /  
140 Rotary function





The DW6 slewing gear has been designed for use on hydraulic attachments for hydraulic excavators, as well as for mobile and stationary handling machines. The DW6 takes over three functions for the operation of the attachment:

1. Endless hydraulic rotary drive
2. Hydraulic rotary union
3. axial as well as radial support of the attachment in rotary operation