

Series MP

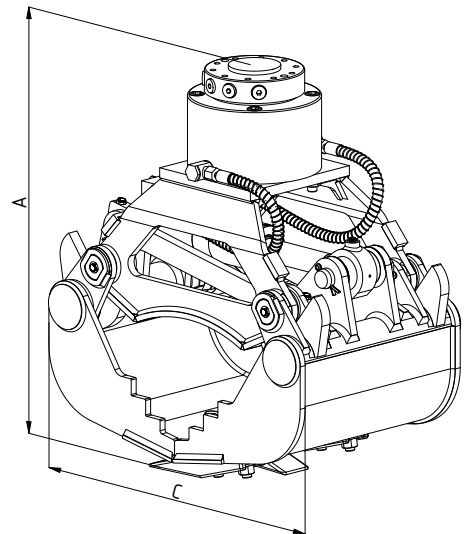
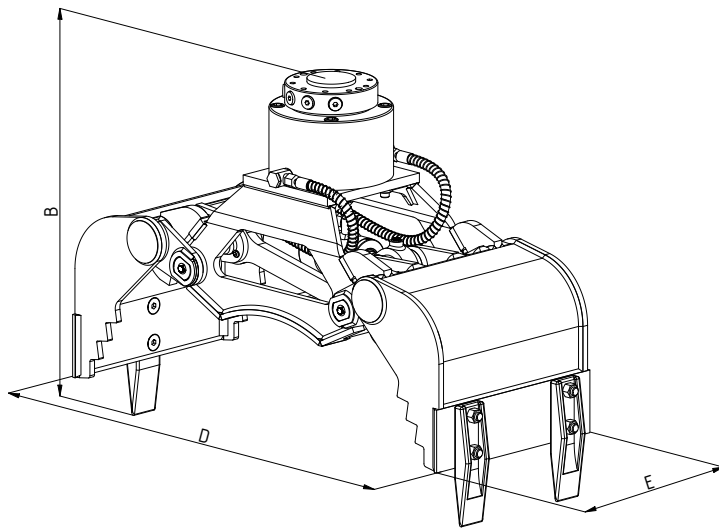


Two-shell universal grabs


MP1

Excavator weight class (t): 2-5
Capacity (l): 50

Operating pressure (bar): 250 grabbing / 250 slewing
Clamping force (kN): 20



Type	Max.grabber load bearing capacity (t)	Load bearing capacity slewing gear max. (t)	Weight without adapter plate (kg)	Number of teeth	Dimensions (mm)				
					A	B	C	D	E
MP1	1	5	175	3	715	750	610	1020	400



Connections at the front

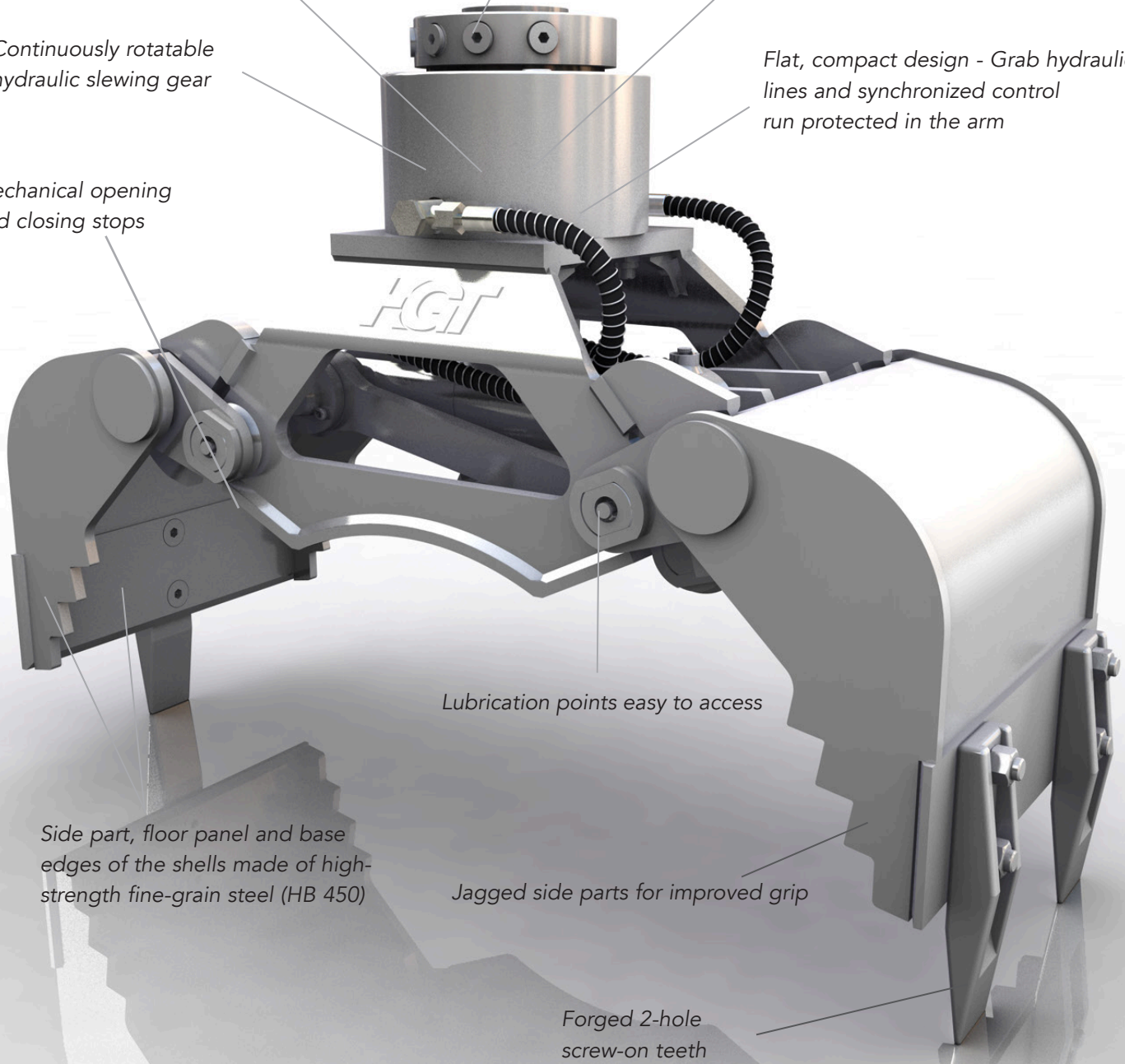
Hydraulic slewing gear with high-strength axial and radial bearings

Connecting flange for the positionable insert with mounting plate

Continuously rotatable hydraulic slewing gear

Flat, compact design - Grab hydraulic lines and synchronized control run protected in the arm

Mechanical opening and closing stops



Lubrication points easy to access

Side part, floor panel and base edges of the shells made of high-strength fine-grain steel (HB 450)

Jagged side parts for improved grip

Forged 2-hole screw-on teeth



Multi-use grab for a wide range of applications for handling different materials such as stone-setting tasks, sorting construction scrap, loading and sorting recycling materials, earth excavation and loading course bulk goods, loading bushes and shrubs.