

Series MP

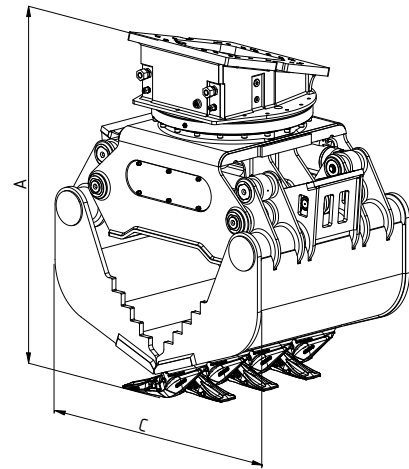
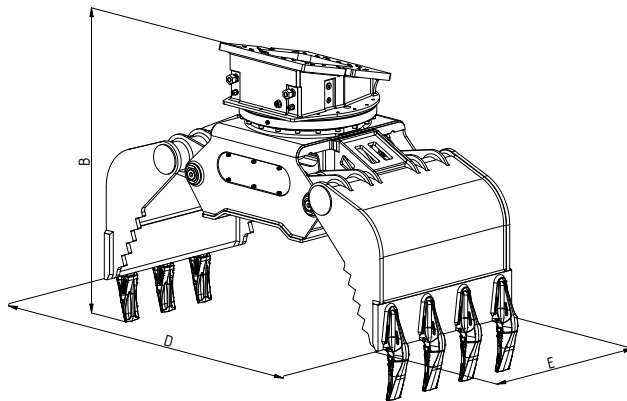


## Two-shell universal grabs


# MP5

Excavator weight class (t): 23-30  
Capacity (l): 670

Operating pressure (bar): 350 grabbing / 140 slewing  
Clamping force (kN): 70



Type	Max.grabber load bearing capacity (t)	Load bearing capacity slewing gear max. (t)	Weight without adapter plate (kg)	Number of teeth	Dimensions (mm)				
					A	B	C	D	E
MP5	6	20	1810	7	1665	1690	1330	2340	1030



Connecting flange for the positionable insert with mounting plate

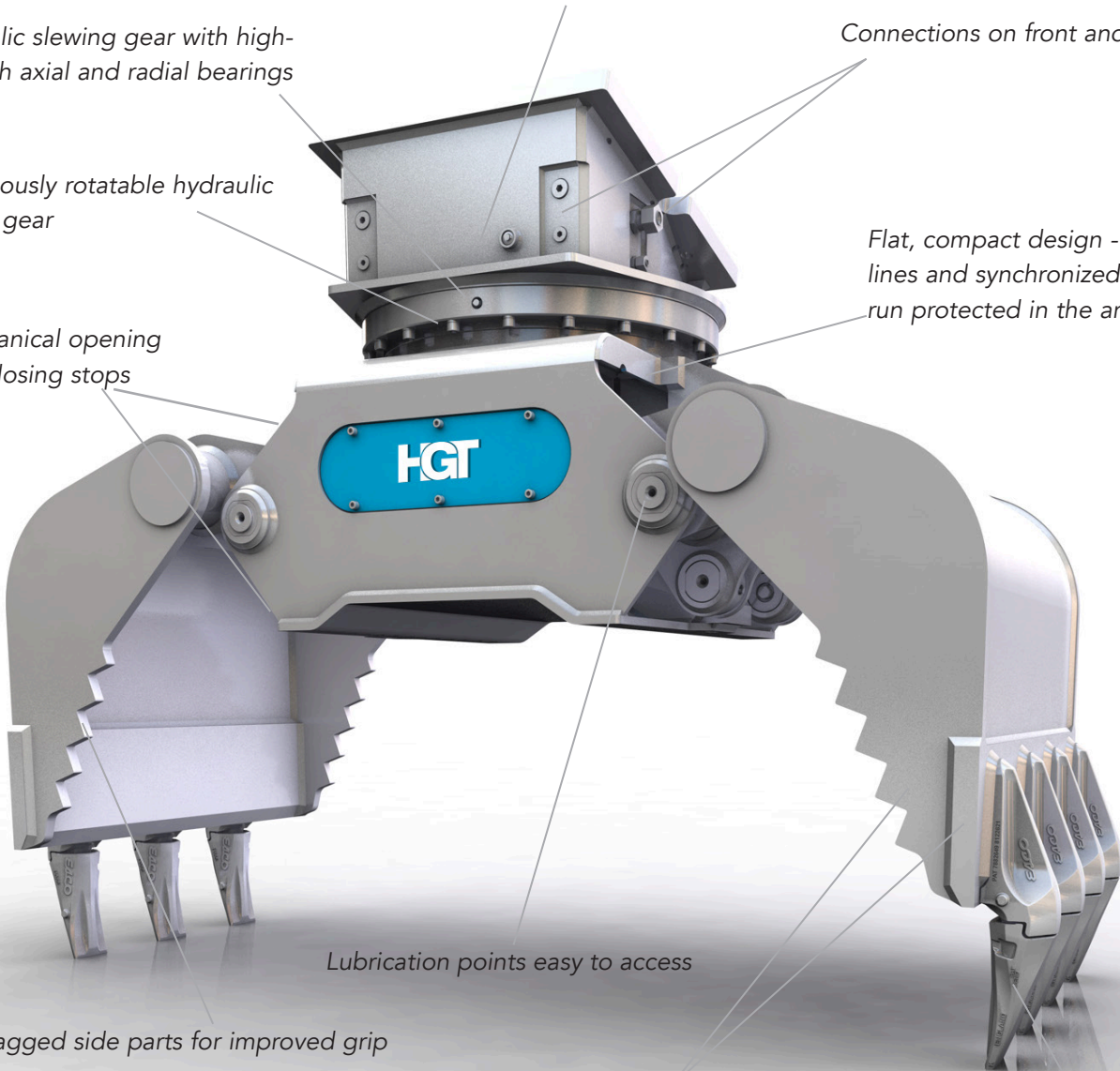
Hydraulic slewing gear with high-strength axial and radial bearings

Connections on front and side

Continuously rotatable hydraulic slewing gear

Flat, compact design - Grab hydraulic lines and synchronized control run protected in the arm

Mechanical opening and closing stops



Lubrication points easy to access

Jagged side parts for improved grip

Side part, floor panel and base edges of the shells made of high-strength fine-grain steel (HB 450)

Teeth



Multi-use grab for a wide range of applications for handling different materials such as stone-setting tasks, sorting construction scrap, loading and sorting recycling materials, earth excavation and loading course bulk goods, loading bushes and shrubs.