

Series MT



Orange loading grab

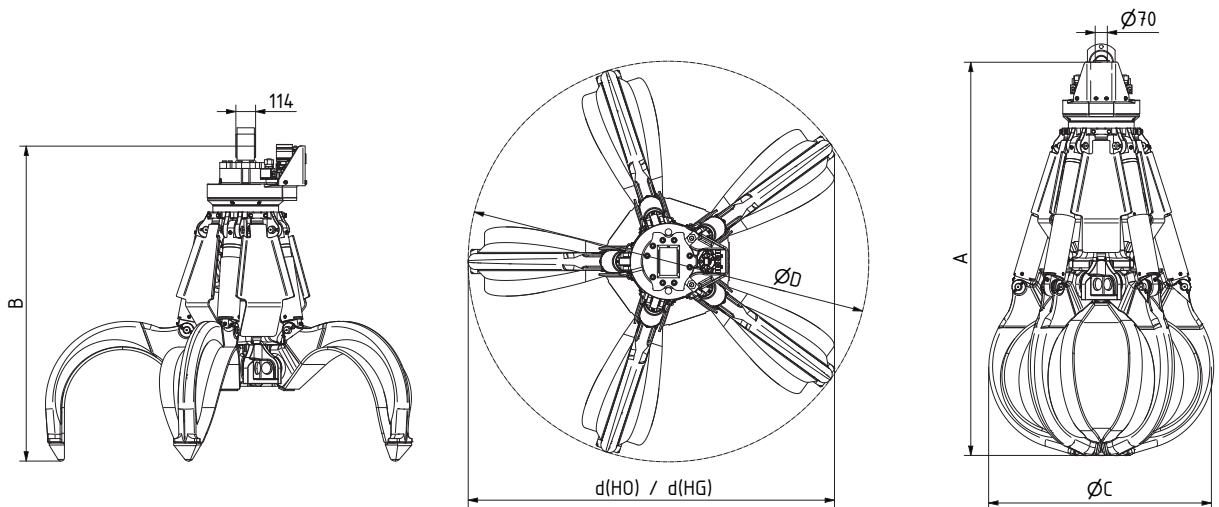
MT4.6-5

Excavator weight class (t): 30-55

Operating pressure (bar): 350 grabbing / 140 slewing

Load bearing capacity (t): Grab: 8 / Slewing gear: 15

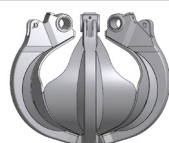
Speed (rpm): 15




| Type | Capacity (l) | Weight (kg) | | Dimensions (mm) | | | | | |
|--------------|--------------|-------------|------|-----------------|------|------|------|-------|-------|
| | | HO | HG | A | B | C | D | d(HO) | d(HG) |
| MT4.6-400-5 | 400 | 1820 | 1920 | 2185 | 1790 | 1350 | 2160 | 1990 | 2015 |
| MT4.6-600-5 | 600 | 1910 | 2035 | 2270 | 1820 | 1360 | 2320 | 2120 | 2180 |
| MT4.6-800-5 | 800 | 1960 | 2140 | 2405 | 1865 | 1540 | 2600 | 2380 | 2420 |
| MT4.6-1000-5 | 1000 | 2040 | 2290 | 2515 | 1900 | 1680 | 2800 | 2565 | 2635 |



Half open (HO)



Half closed (HG)



Connecting point for cardanic grab suspension

Hose protection plate for the hydraulic connections on the slewing gear

Continuously rotatable hydraulic slewing gear

Hose protection plate

Lifting cylinder with dampened end position

Piston protection

Sealed, large-surface shell rivet point bearings

The shells are exchangeable within the entire series, made completely of HB 450 (cast shells)

Shell tips



Special handling and sorting grab for large and bulky material such as found in quarries, scrap sorting, waste and recycling facilities. Available as 4 and 5 arm version.