

Series TG, TGR and FTG



Two-shell wood loading grabs

TG1

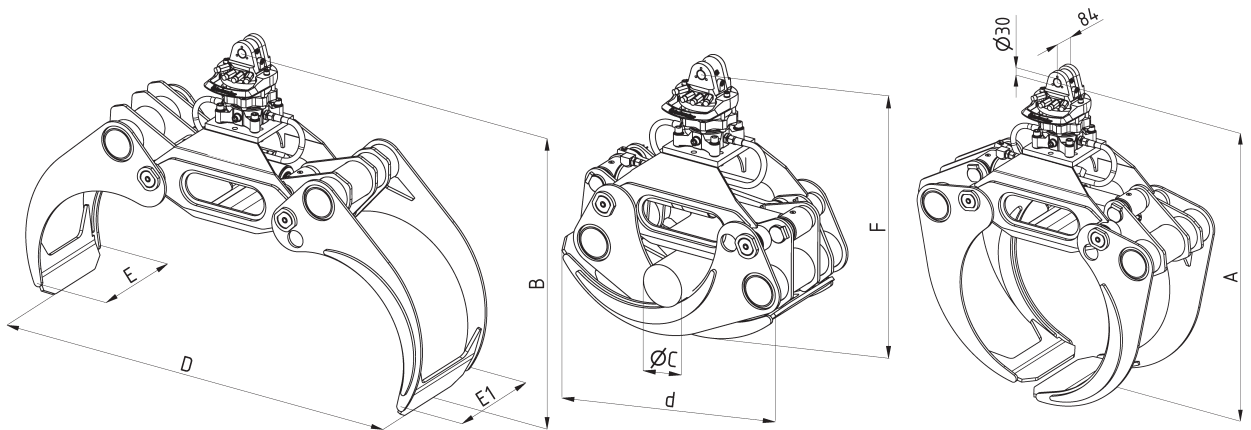
Excavator weight class (t): 4-7

Speed (rpm): 12

Load bearing capacity (t): Grab: 4 / Slewing gear: 2.5



Log length (m): 4

Operating pressure (bar): 300 grabbing / 250 slewing



Type	Capacity (m ²)	Weight (kg)	Dimensions (mm)						
			A	B	C	d	D	E/E1	F
TG1-280	0.28	200	1133	1090	110	820	1323	360/424	837
TG1-350	0.35	215	1193	1134	149	873	1423	360/424	890





Handling grab for logs and round timber. Due to the shape of the tines, TG1 wood grabs can easily pick up one or more logs of different diameter from the ground, a stack or HGV and confidently hold and handle them.