

Series TG, TGR and FTG



Two-shell wood loading grabs

TG4

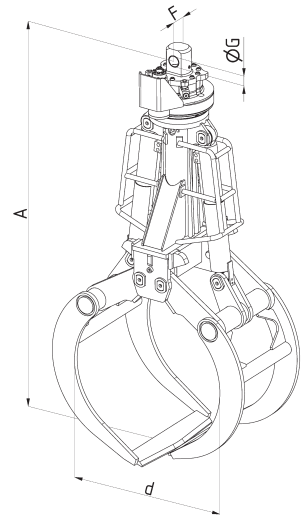
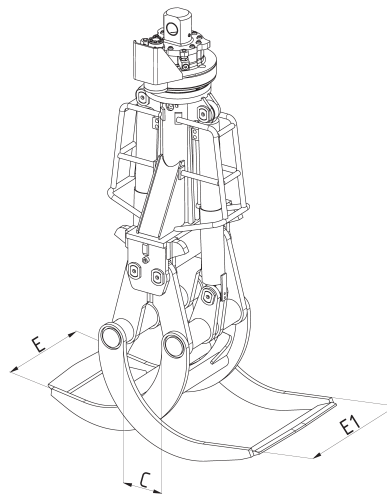
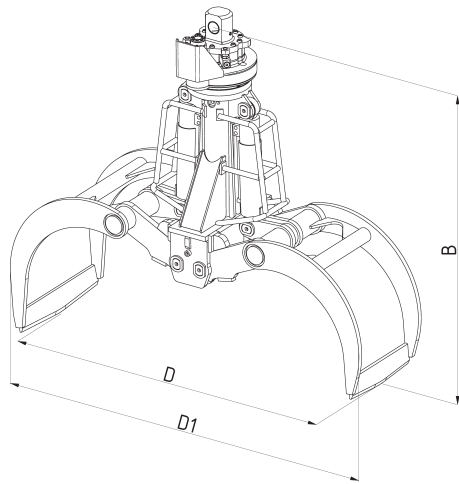
Excavator weight class (t): 15-25

Speed (rpm): 12


Load bearing capacity (t): Grab: 4 / Slewing gear: 15


Log length (m): 3-8

Operating pressure (bar): 350 grabbing / 140 slewing

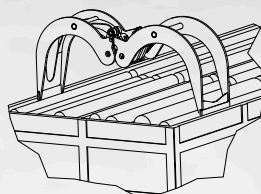


Type	Capacity (m ²)	Weight (kg)	Dimensions (mm)							
			A	B	C	d	D/D1	E/E1	F	G
TG4-500-B	0.5	1090	2475	2025	150	825	1820/1957	520/660	114	70
TG4-650-B	0.65	1150	2065	2065	150	900	1953/2085	520/660	114	70
TG4-800-B	0.8	1235	2160	2160	200	1045	2245/2410	660/860	114	70
TG4-1000-B	1.0	1300	2205	2205	210	1155	2445/2610	660/860	114	70

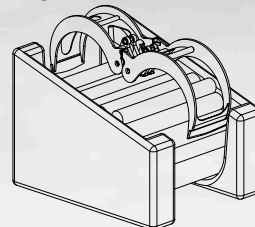




Form W (Waggon)
Zangen - außen senkrecht



Form B (Box)
Zangen - innen senkrecht



Handling grab for logs and round timber. Due to the shape of the tines, TG wood grabs can easily pick up one or more logs of different diameter from the ground, a stack or HGV and confidently hold and handle them.